


# ISA Bus (AT bus)

## MCR60 Series



### ■Features

#### 1. Standard

Compliant with ISA bus (AT bus) standard

#### 2. Connector Type

The contact pitch is 2.54mm, and the connector has 98 contacts.

#### 3. Board Mounting Type

Straight through hole, right angle through hole types are available.

#### 4. Prevents mis-insertion in the board

Using the polarizing key prevents mis-insertion in the printed board.

### ■Product Specifications

Rating	Current rating: 3A Voltage rating: 300V AC	Operating Temperature Range: -30 to +85°C (Note 1) Operating Humidity Range: 40 to 80%	Storage Temperature Range: -10 to +60°C (Note 2) Storage Humidity Range: 40 to 70% (Note 2)
--------	---	---	--

Item	Specification	Condition
1. Insulator Resistance	1000M ohms min.	500V DC
2. Withstanding Voltage	No flashover or insulation breakdown.	1000V AC/1 minute.
3. Contact Resistance	30m ohms max.	100mA
4. Vibration	No electrical discontinuity of 10μs or more	Frequency: 10 to 55 Hz, single amplitude of 0.75 mm, 2 hours in each of the 3 directions.
5. Humidity (Steady state)	Insulation resistance : 1000M ohms min.	96 hours at temperature of 40°C and humidity of 90% to 95%
6. Temperature Cycle	No damage, cracks, or parts looseness.	(-65°C : 30 minutes → 15 to 35°C : 5 minutes max. → 125°C : 30 minutes → 15 to 35°C : 5 minutes max.) 5 cycles
7. Durability (Mating/un-mating)	Contact resistance : 30m ohms max.	500 cycles
8. Resistance to Soldering heat	No deformation of components affecting performance.	Manual soldering: 300°C for 3 seconds

Note 1: Includes temperature rise caused by current flow.

Note 2: The term "storage" refers to products stored for long period of time prior to mounting and use. Operating Temperature Range and Humidity range covers non conducting condition of installed connectors in storage, shipment or during transportation.

### ■Material

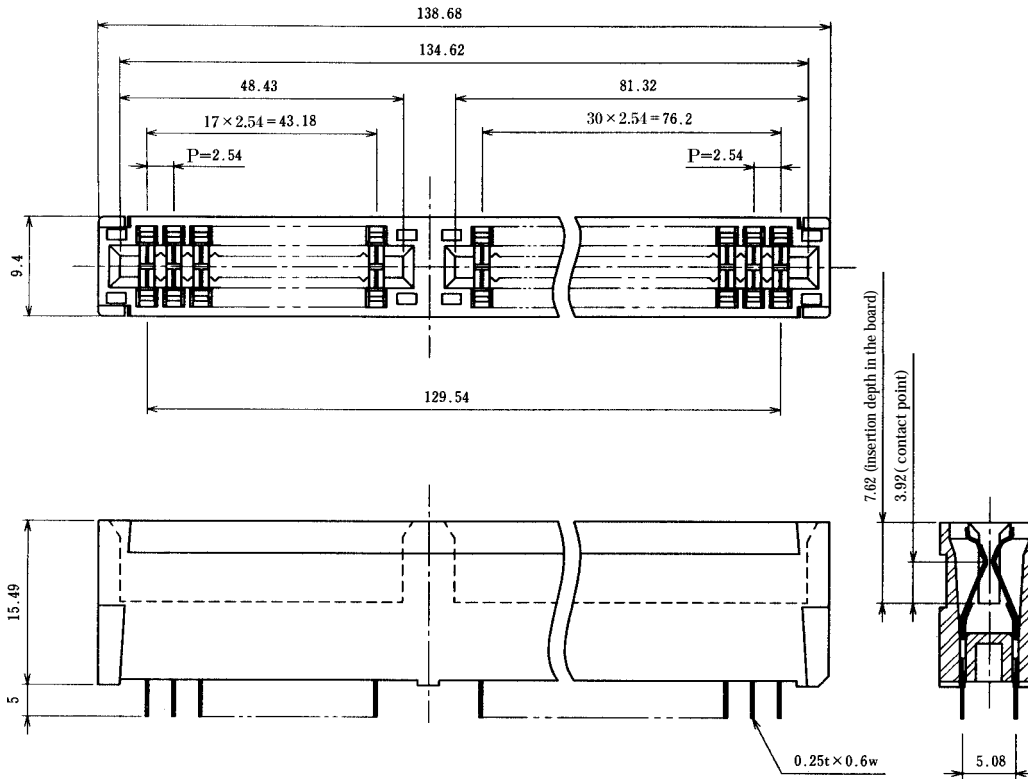

Parts	Material	Finish		Remarks
Insulator	PBT	Black		UL94V-0
Contact	Copper alloy	Contact area	Selective gold plated	——
		Lead area	Tin-lead plated	——

### ■Ordering Information

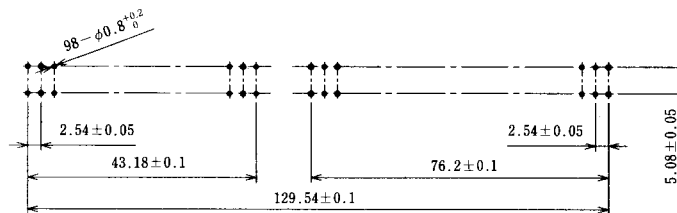
**MCR60**    **A** - **98**    **D** - **2.54**    **DS**  
 ①            ②            ③    ④            ⑤            ⑥

① Series Name : MCR60	⑤ Contact pitch : 2.54mm
② Mold Type : A: Without mounting hole Blank: With Mounting hole	⑥ Contact type : DS : Straight type DSA : Right bent and right angle type DSB : Left bent and right angle type
③ Number of contacts : 98	
④ Contact alignment : D : Double side	

## ■Straight Through hole Type without mounting hole

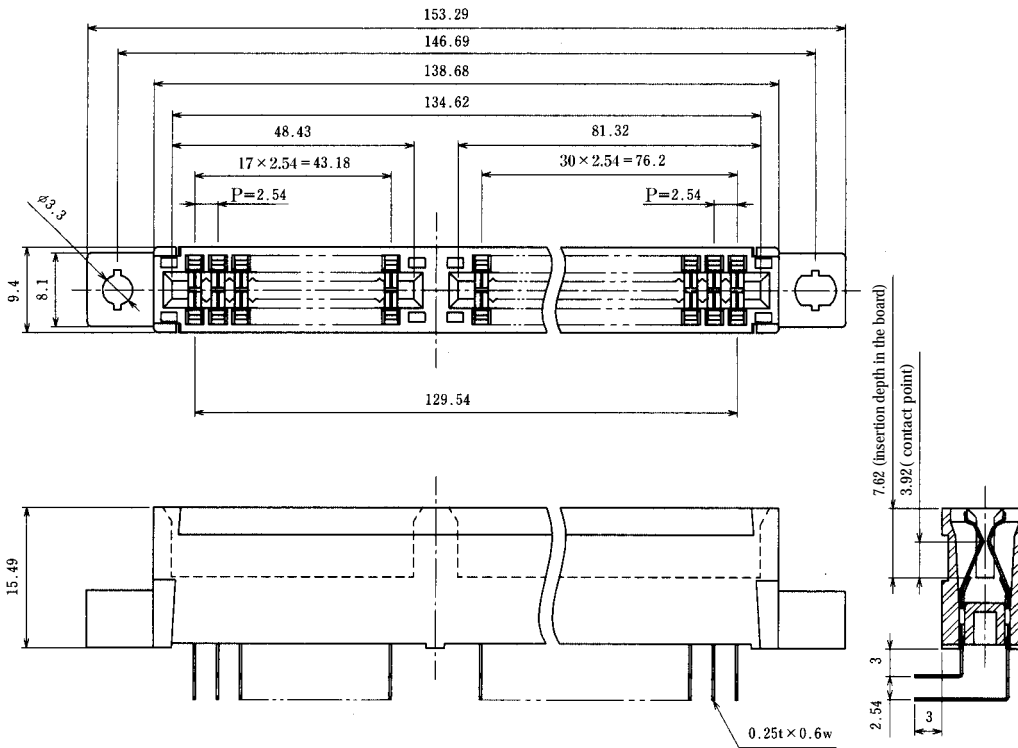



## ◆PCB mounting pattern

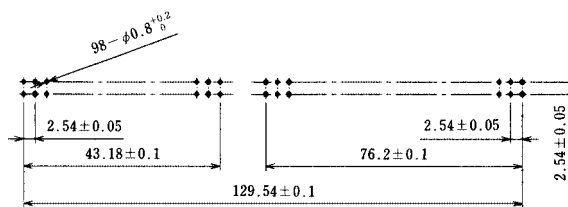


Part Number	CL No.
MCR60A-98D-2.54DS	548-0112-5

## ■Left Bent and Right Angle Through hole Type with Mounting hole

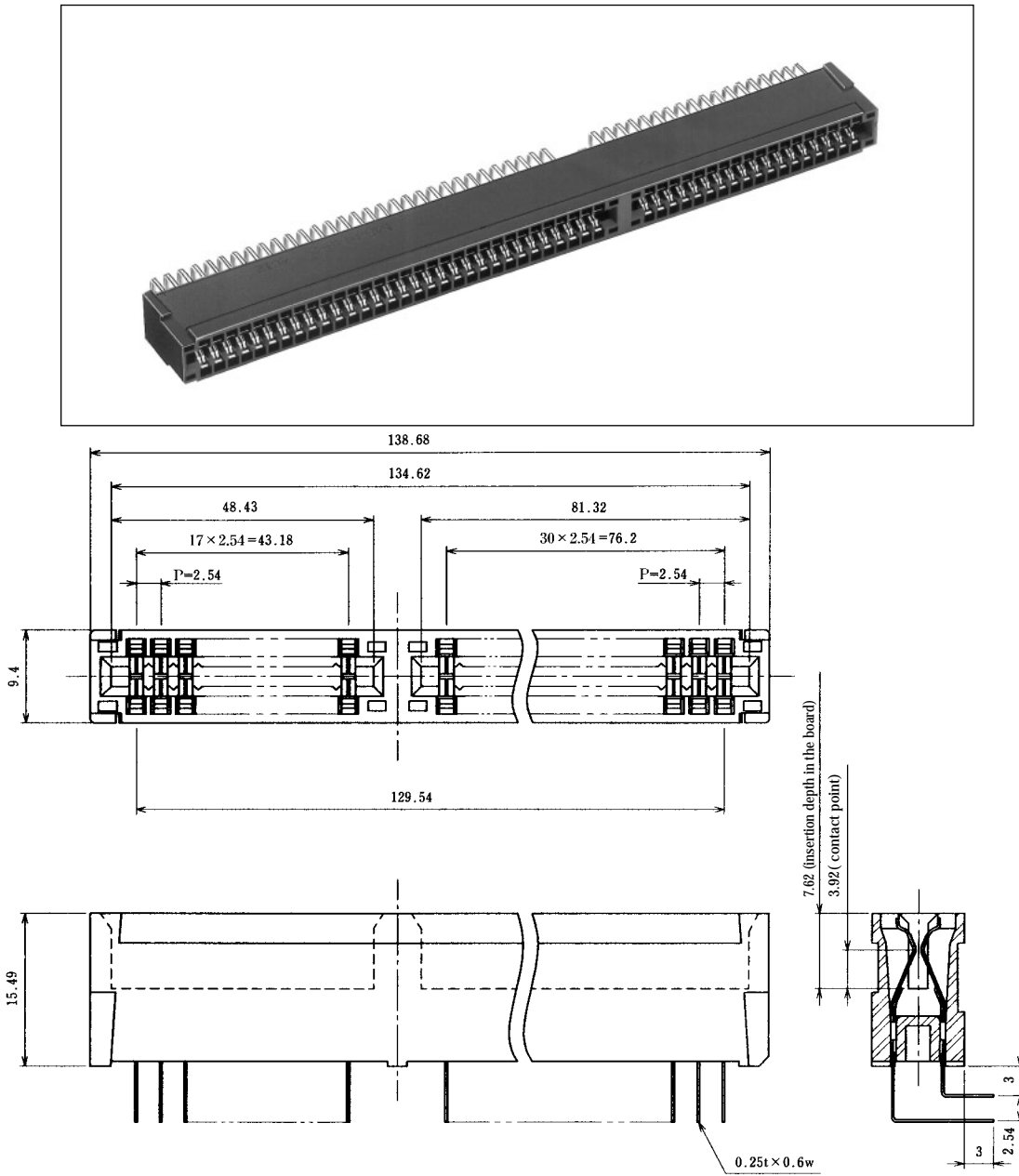


## ◆PCB mounting pattern

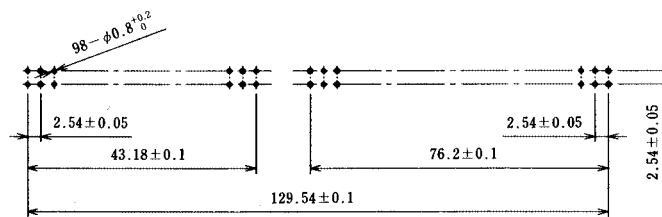


Part Number	CL No.
MCR60-98D-2.54DSB	548-0178-3

## Right Bent and Right Angle Through hole Type without Mounting hole



## PCB mounting pattern



Part Number	CL No.
MCR60A-98D-2.54DSA	548-0148-2

## ◆PCB Dimensions

