

# Hirose Korea RF Switch Connector

## KMS-513


### 目次

1. 제품 특징 -----page 2  
2. 제품 사양 및 구성, 상세 내용 -----page 3

No.	製品名	수용 주파수	사양	page
1	KMS-513	~3GHz	SIZE 3.0mm * 3.8mm HEIGHT: 4.0mm	4

3. Reflow profile (Lead-free) -----page 5

# KMS-513



## ■ 특징

1. 고주파용 RF Switch Connector로서 자동실장이 가능하고 금속Shell을 절삭가공하여 RF 특성 및 강도적으로 우수하다.
2. 고주파수용으로 사용 가능함.(DC~3GHz)
3. PLUG 삽입시 경사 삽입해도 제품상의 굽힘 및 파손이 없음.
4. 실장시 안테나측 회로와 반대로 실장되는 방지 가능있어 작업성이 용이하다.
5. 환경 규제에 의한 Pb-Free대응이 가능하다.

## ■ 용도

MOBILE PHONE , GPS

## ■ 제품 규격

Rating	CHARACTERISTIC IMPEDANCE	Operating temperature range	Storage temperature range
	50 Ω	- 30 °C ~ + 80 °C	-30 ~ +85 °C (NON CONDENSING)

Item	Specification	Condition
1. Insulation Resistance	1000MΩ Min	100V DC
2. Withstand voltage	NO INSULATION DESTRUCTION	100V AC for 1 minute
3. Contact Resistance	-CENTER MAXIMUM OF 75 mΩ -OUTER MAXIMUM OF 50 mΩ	DC 100 mA
4. V.S.W.R	MUST BE UNDER THE STD.VALUE AT FREQUENCY 2000MHz TO 2500MHz	MAXIMUM OF 1.25
5. INSERTION LOSS	MUST BE UNDER THE STD.VALUE AT FREQUENCY 2000MHz TO 2500MHz	MAXIMUM OF 0.5 dB
6. ISOLATION	MUST BE UNDER THE STD.VALUE AT FREQUENCY DC TO 2000MHz 2000MHz TO 2500MHz	MINIMUM OF 25 dB MINIMUM OF 20 dB

## ■ MATERIAL

	PART	MATERIAL	REMARK / FINISH
RF SWITCH	SHELL	BRASS	NiP + AuP
	HOUSING	POLYAMID	-
	BLADE SPRING	BE-CU ALLOY STRIP	NiP + AuP
	CONTACT PLATE	PHOSPHOR BRONZE	NiP + AuP

※ Reflow최대 온도 260℃를 만족시킴으로 Lead-free Soldering의 요구조건에 적합한 제품임.

※ RoHS지침 및 유해 물질 관리 기준에 적합한 제품임.

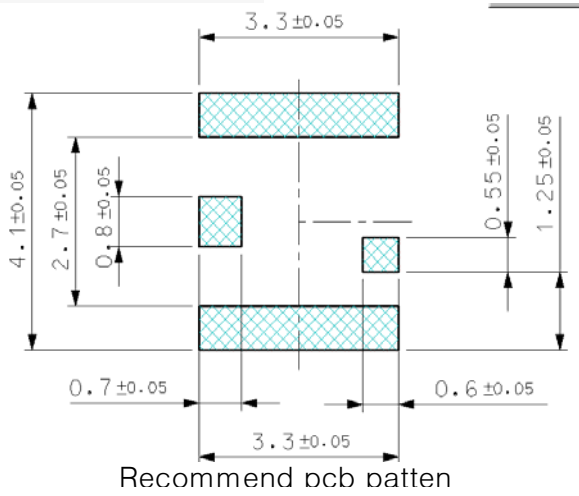
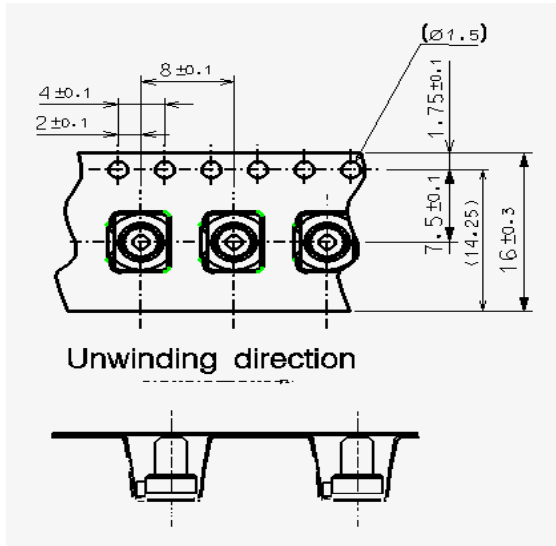
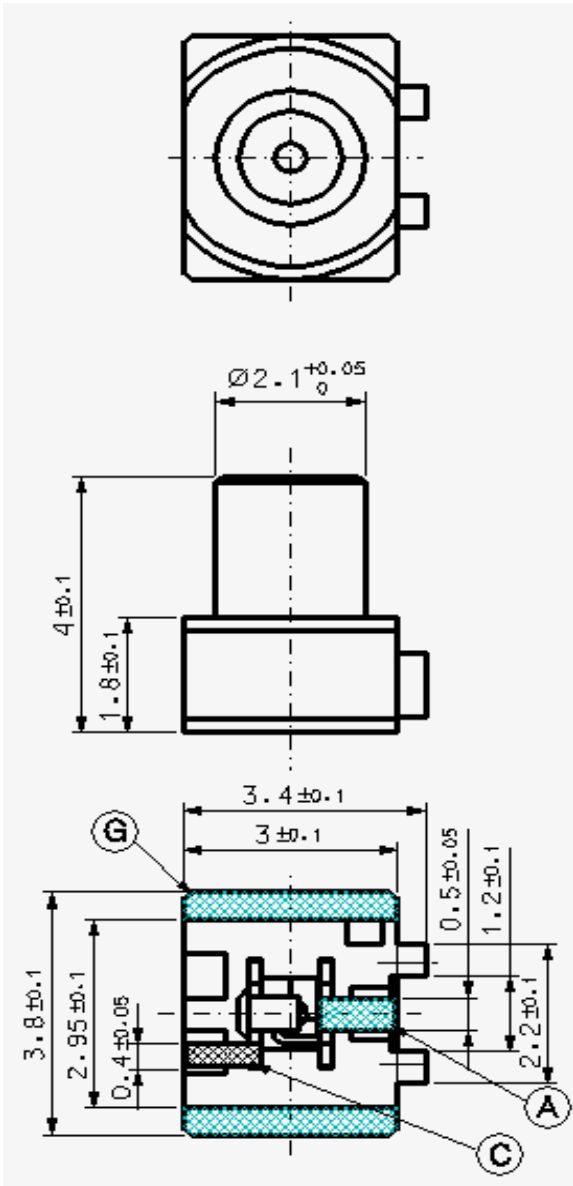
## ■ Ordering Information

### **KMS -513**

① ②

①	Serial Name	KMS(KOREA MOBILE SWITCH)
②	Number of Contact	5SERIES

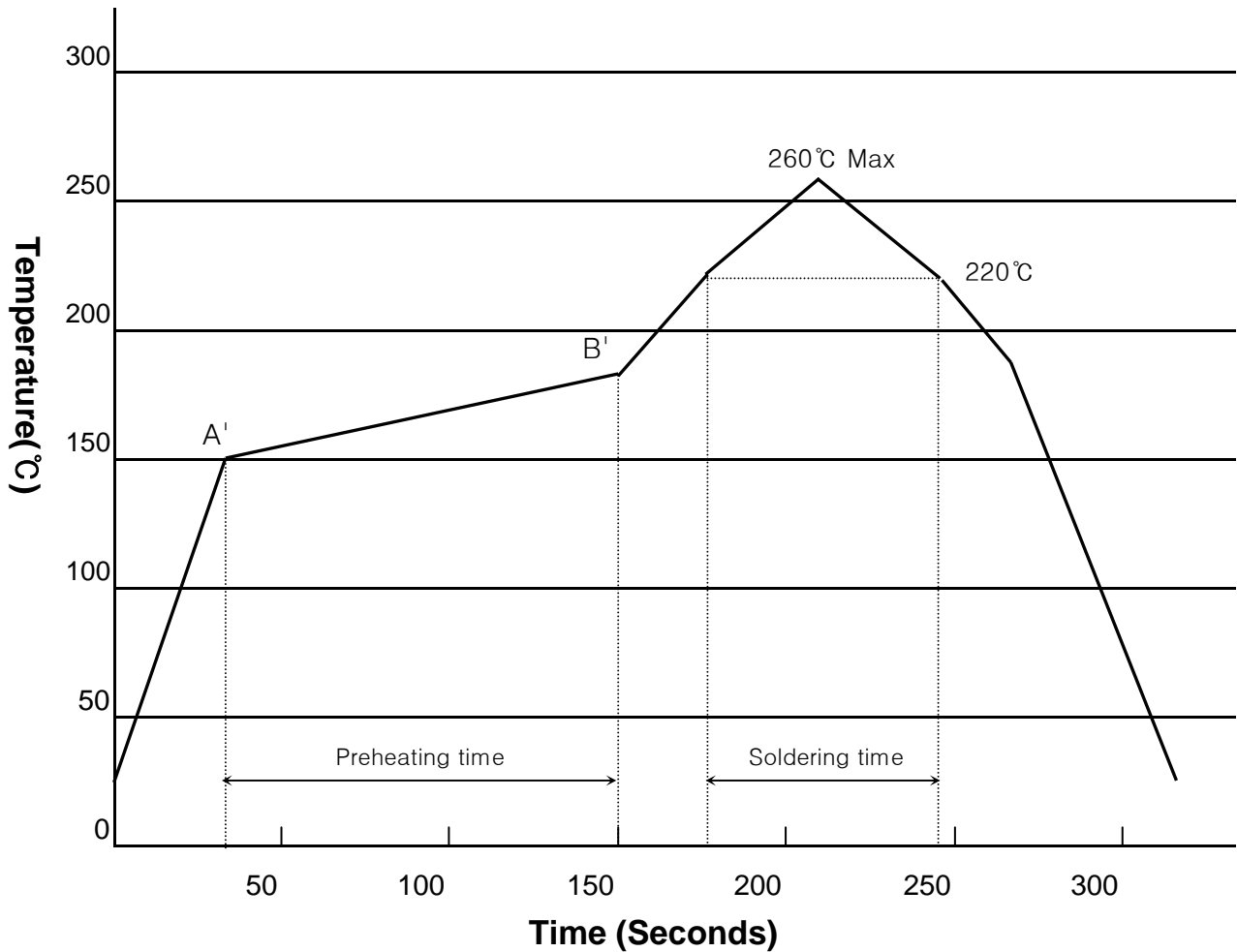
**KMS-513**



Product Name	HEIGHT	Package	Remark
KMS-513	4.0mm	Emboss Tape	2,000ea/Reel

## ■ Reflow Profile

Using Lead-free Solder Paste



### Recommended Application Conditions

Reflow System: IR reflow

Solder: Cream type Sn / 3 Ag / 0.5 Cu

Flux content 11%wt

Metal mask thickness: 0.08 ~ 0.1mm

Preheating time: 150°C~190°C, 90±30seconds

A'=150°C~170°C, B'=170°C~190°C

Soldering time: 260°C Max

220°C Min, 30~60 seconds

# Hirose Korea RF Switch Connector

## **KMS-513**


1. *Characteristic of Products* -----page 2

2. *Specifications & Formation of Products* -----page 3

<i>No.</i>	<i>Products Name</i>	<i>Frequency range</i>	<i>Specification</i>	<i>page</i>
1	KMS-513	~3GHz	SIZE 3.0mm * 3.8mm HEIGHT: 4.0mm	4

3. *Reflow profile (Lead-free)*-----page 5

# **KMS-513**



## ■ FEATURES

1. It is possible to automatically set it up sa high-frequency radio wave, this is superior in the degree of strength and RF quality because of cutting a metal shell.
2. it is available as a high-frequency radio(DC~3GHz)
3. there are no scratch or damage as a resnlit of inserting it tilted into the plug
4. it is simple to handle due to it's preventive function, which is set against the circuit of the antenna, while setting up the electric parts
5. it is possible to manage pb-free under the envirnomental restrictions

## ■ APPLICATIONS

MOBILE PHONE , GPS

## ■ Specifications

Rating	CHARACTERISTIC IMPEDANCE	Operating temperature range	Storage temperature range
	50 Ω	- 30 °C ~ + 80 °C	-30 ~ +85 °C (NON CONDENSING)

Item	Specification	Condition
1. Insulation Resistance	1000MΩ Min	100V DC
2. Withstand voltage	NO INSULATION DESTRUCTION	100V AC for 1 minute
3. Contact Resistance	-CENTER MAXIMUM OF 75 mΩ -OUTER MAXIMUM OF 50 mΩ	DC 100 mA
4. V.S.W.R	MUST BE UNDER THE STD.VALUE AT FREQUENCY 2000MHz TO 2500MHz	MAXIMUM OF 1.25
5. INSERTION LOSS	MUST BE UNDER THE STD.VALUE AT FREQUENCY 2000MHz TO 2500MHz	MAXIMUM OF 0.5 dB
6. ISOLATION	MUST BE UNDER THE STD.VALUE AT FREQUENCY DC TO 2000MHz 2000MHz TO 2500MHz	MINIMUM OF 25 dB MINIMUM OF 20 dB

## ■ MATERIAL

	PART	MATERIAL	REMARK / FINISH
RF SWITCH	SHELL	BRASS	NiP + AuP
	HOUSING	POLYAMID	-
	BLADE SPRING	BE-CU ALLOY STRIP	NiP + AuP
	CONTACT PLATE	PHOSPHOR BRONZE	NiP + AuP

※ This product is suitable to the condition of smokeless lead soldering to be satisfied under the conditions of a high temperature of 260°C degree

※ The product meets the criterion of managing harmful or the RoHS guide

## ■ Ordering Information

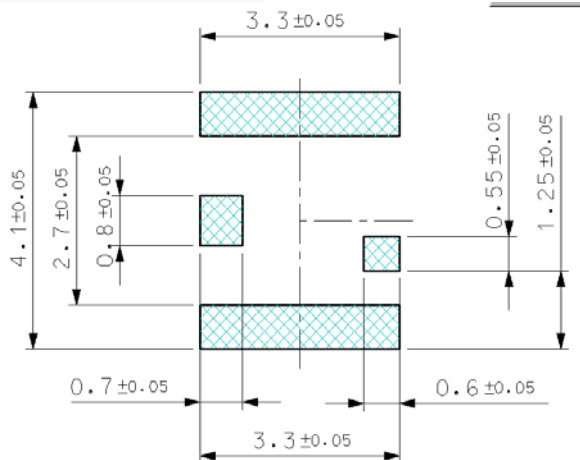
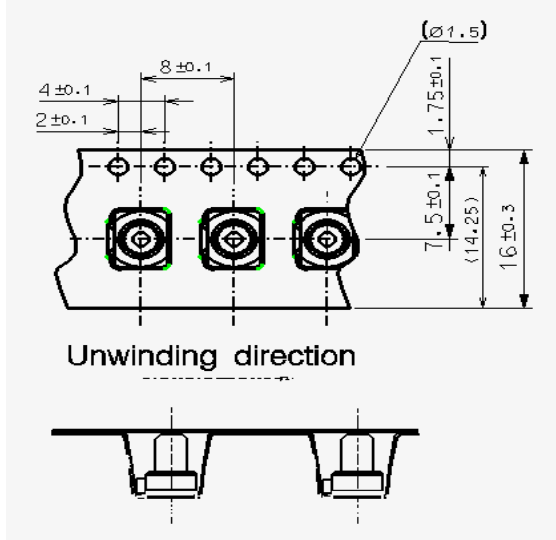
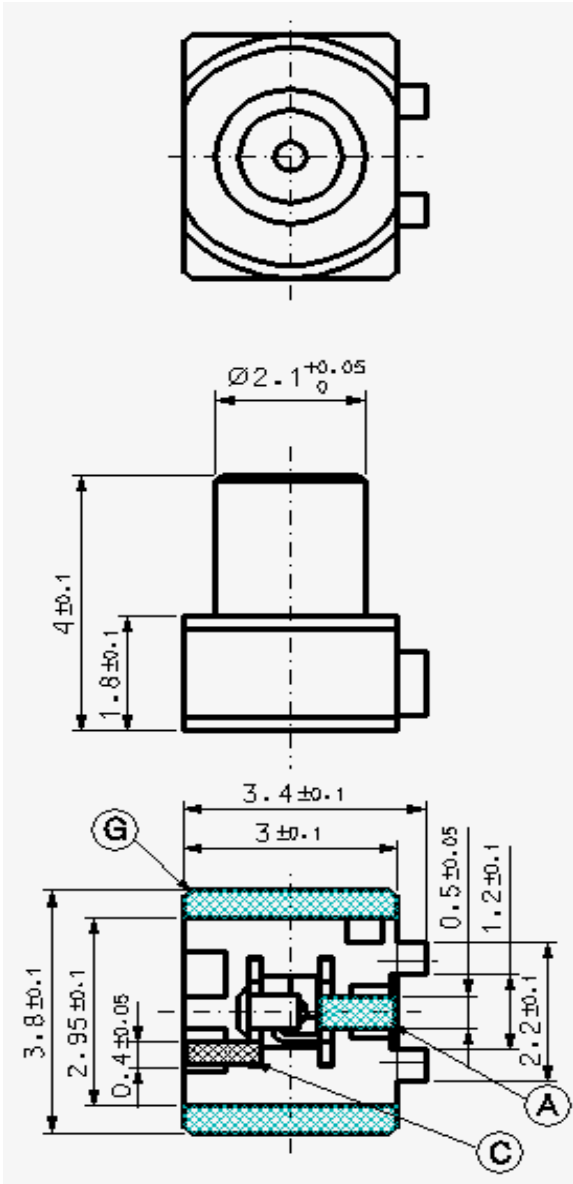
### KMS -513

① ②

①	Serial Name	KMS(KOREA MOBILE SWITCH)
②	Number of Contact	5SERIES



**KMS-513**



Recommend pcb pattern

Product Name	HEIGHT	Package	Remark
KMS-513	4.0mm	Emboss Tape	2,000ea/Reel